

*"Peel & Stick" Stone*TM



CastleRock Peel & Stick panels (5-3/4" x 22") are just like the stone masons use, except it is panelized & has adhesive strips on the back. **Required tools:** tape measure, pencil, caulking gun & tile saw. Panels are 5-3/4" x 22". The adhesive is a high-temperature construction adhesive. **Refer to instructions before installing:** **Step #1:** clean the wall & dry. **Step #2:** Use a 1/4" spacer at the bottom to align and hold the first row off of the floor. **Step #4:** Apply quarter sized dollops of adhesive between the adhesive tape. **Step# 5:** Remove backing & stick the stone panel to the wall. Allow to cure for 24 hours, then remove the spacer & you are finished


Sand




Earth




Smoke



Charcoal



Stacked Stone



Lime Stone



Ledge Stone

