

TEST REPORT

The Intertek logo consists of the word "Intertek" in a white, sans-serif font, centered within a dark blue rounded rectangular background.

REPORT NUMBER: 3173059COQ-008
ORIGINAL ISSUE DATE: April 28, 2009

EVALUATION CENTER
Intertek Testing Services NA Ltd.
1500 Brigantine Drive
Coquitlam, B.C. V3K 7C1

RENDERED TO

CastleRock Building Products Incorporated
P.O. Box 1258
Meridian, ID USA 83680

PRODUCT EVALUATED: CastleRock's Brick & Stone Siding System
EVALUATION PROPERTY: Surface Burning Characteristics

Report of Testing CastleRock's Brick & Stone Siding System for compliance with the applicable requirements of the following criteria: ASTM E84-09, *Standard Test Method for Surface Burning Characteristics of Materials.*

This report is for the exclusive use of Intertek's Client and is provided pursuant to the agreement between Intertek and its Client. Intertek's responsibility and liability are limited to the terms and conditions of the agreement. Intertek assumes no liability to any party, other than to the Client in accordance with the agreement, for any loss, expense or damage occasioned by the use of this report. Only the Client is authorized to copy or distribute this report and then only in its entirety. Any use of the Intertek name or one of its marks for the sale or advertisement of the tested material, product or service must first be approved in writing by Intertek. The observations and test results in this report are relevant only to the sample tested. This report by itself does not imply that the material, product, or service is or has ever been under an Intertek certification program.

1 Table of Contents

	PAGE
1 Table of Contents	2
2 Introduction	3
3 Test Samples	3
3.1 SAMPLE SELECTION	3
3.2 SAMPLE AND ASSEMBLY DESCRIPTION	3
4 Testing and Evaluation Methods	4
4.1 TEST STANDARD	4
5 Testing and Evaluation Results	5
5.1 RESULTS AND OBSERVATIONS	5
6 Conclusion	6
APPENDIX A – Data Sheets	2 Pages
REVISION SUMMARY	

2 Introduction

Intertek Testing Services NA Ltd. (Intertek) has conducted testing for CastleRock Building Products Inc., to evaluate the surface burning characteristics of CastleRock's Brick & Stone Siding System. Testing was conducted in accordance with the standard methods of ASTM E84-09, *Standard Test Method for Surface Burning Characteristics of Materials*.

This evaluation began April 23, 2009 and was completed April 23, 2009.

3 Test Samples

3.1. SAMPLE SELECTION

Intertek representative, John Mulder, sampled and witnessed the manufacture of the Insulstone product on March 25, 2009. The sample selection process and witnessing was conducted at Insulstone, Inc., 5617 Cleveland Blvd., Building #3, Caldwell, ID, 83607. Products were selected in accordance with recognized independent sampling procedures, and were received at the Evaluation Center on April 15, 2009.

The subject test specimen is a traceable sample selected from the manufacturer's facility. Intertek selected the specimen and has verified the composition, manufacturing techniques and quality assurance procedures.

3.2. SAMPLE AND ASSEMBLY DESCRIPTION

Upon receipt of the samples at the Intertek Coquitlam laboratory they were placed in a conditioning room where they remained in an atmosphere of $23 \pm 3^{\circ}\text{C}$ ($73.4 \pm 5^{\circ}\text{F}$) and $50 \pm 5\%$ relative humidity.

The product was identified as CastleRock Brick & Stone Siding System. This product is a manufactured stone or brick appearance from 1/2 in. to 2 in. in thickness and made primarily from Portland cement and pumice. The manufactured stone is adhered to thick high density polystyrene foam with a silicone adhesive. The sample panels measured 24 inches wide by 3 feet long.

For each trial run, eight 3 ft. panels were placed on the upper ledge of the flame spread tunnel with the stone side oriented towards the flame and butted together to form the required 24 ft. sample length. A layer of 6 mm reinforced cement board was placed over top of the samples, the tunnel lid was lowered into place, and the samples were then tested in accordance with ASTM E84-09.

4 Testing and Evaluation Methods

4.1. TEST STANDARD

The results of the tests are expressed by indexes, which compare the characteristics of the sample under tests relative to that of select grade red oak flooring and asbestos-cement board.

(A) Flame Spread Classification:

This index relates to the rate of progression of a flame along a sample in the 25 foot tunnel. A natural gas flame is applied to the front of the sample at the start of the test and drawn along the sample by a draft kept constant for the duration of the test. An observer notes the progression of the flame front relative to time. This information is plotted on a graph (flame spread curve).

The test apparatus is calibrated such that the flame front for red oak flooring passes out the end of the tunnel in five minutes, thirty seconds (plus or minus 15 seconds).

Calculations: ASTM E84-09

According to the test standard, the flame spread classification is equal to $\frac{4900}{195 - A_t}$

when A_t is the total area beneath the flame spread curve, if this area exceeds 97.5 minute feet. If the area beneath the curve is less than or equal to 97.5 minute feet the classification becomes $0.515 \times A_t$.

(B) Smoke Developed:

A photocell is used to measure the amount of light, which is obscured by the smoke passing down the tunnel duct. When the smoke from a burning sample obscures the light beam, the output from the photocell decreases. This decrease with time is recorded and compared to the results obtained for red oak, which is defined to be 100.

Calculations:

Unrounded Smoke Developed Index = $\frac{10,000 - \text{SmokeIntegration}}{660} \times 100$

5 Testing and Evaluation Results

5.1. RESULTS AND OBSERVATIONS

(A) Flame Spread

The resultant flame spread classifications are as follows:
(classification rounded to nearest 5)

CastleRock's Brick & Stone Siding System	Flame Spread	Flame Spread Classification
Run 1	0	0

(B) Smoke Developed

The areas beneath the smoke developed curve and the related classifications are as follows:
(For smoke developed indexes 200 or more, classification is rounded to the nearest 50. For smoke developed indexes less than 200, classification is rounded to nearest 5)

CastleRock's Brick & Stone Siding System	Smoke Developed	Smoke Developed Classification
Run 1	0	0

(C) Observations

The sample product did not ignite. The first two panels had discoloration; the remaining had no markings or discoloration.

6 Conclusion

The samples of CastleRock's Brick & Stone Siding System, submitted by CastleRock Building Products Inc., exhibited the following flame spread characteristics when tested in accordance with ASTM E84-09, *Standard Test Method for Surface Burning Characteristics of Materials*.

Sample Material	Flame Spread Classification	Smoke Developed Classification
CastleRock's Brick & Stone Siding System	0	0


The conclusions of this test report may be used as part of the requirements for Intertek product certification. Authority to Mark must be issued for a product to become certified.

INTERTEK TESTING SERVICES NA LTD.

Tested and
Reported by:


Gerry Loverro
Technician – Construction Products Testing

Reviewed by:


Greg Philp
Reviewer, Fire Testing

GL

APPENDIX A

DATA SHEETS

ASTM E84-09 DATA SHEETS

ASTM E84

Page 8 of 9

Client: CastleRock Building Products
Date: 04/23/09
Project Number: 3173059
Test Number: 1
Operator: Gerry Loverro
Specimen ID: CastleRock's "Insulated Brick & Stone Siding System".

TEST RESULTS

FLAMESPREAD INDEX: 0
SMOKE DEVELOPED INDEX: 0

SPECIMEN DATA . . .

Time to Ignition (sec): 0
Time to Max FS (sec): 0
Maximum FS (feet): 0.0
Time to 980 F (sec): Never Reached
Time to End of Tunnel (sec): Never Reached
Max Temperature (F): 408
Time to Max Temperature (sec): 599
Total Fuel Burned (cubic feet): 47.70

FS*Time Area (ft*min): 0.0
Smoke Area (%A*min): 0.0
Unrounded FSI: 0.0

CALIBRATION DATA . . .

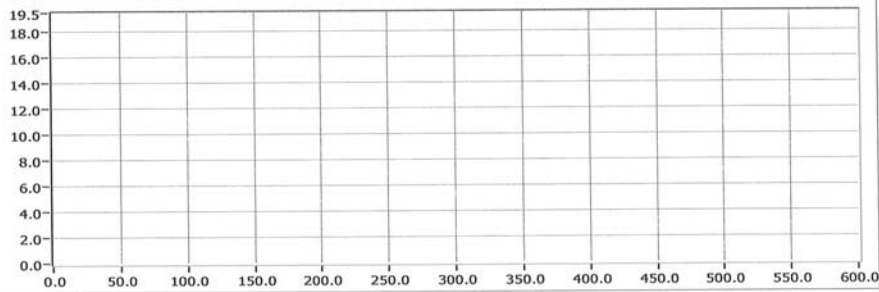
Time to Ignition of Last Red Oak (Sec): 36.0
Red Oak Smoke Area (%A*min): 66.0

ASTM E84-09 DATA SHEETS

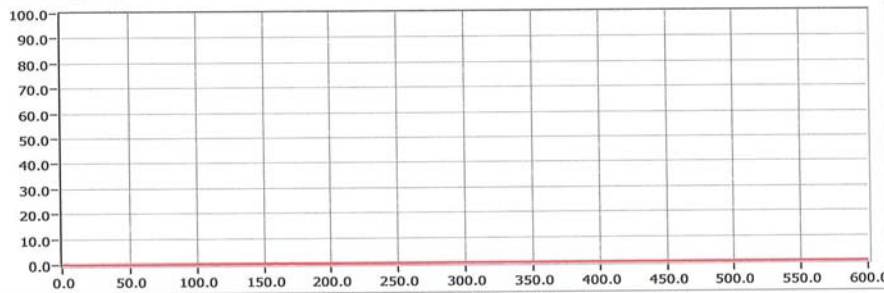
Project No: 3173059

Page 9 of 9

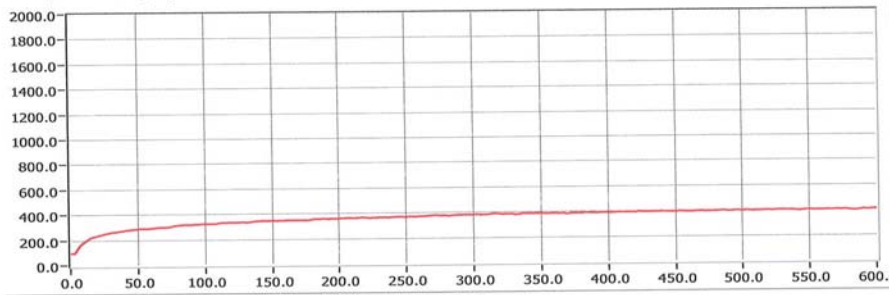
FLAME SPREAD (ft)



Smoke (%A)



Temperature (°F)



Time (sec)

600

REVISION SUMMARY

DATE	PAGE	SUMMARY
April 28, 2009	All	Original Issue Date